


Newbie-Friendly Guide to:

Spin-Ready

Article Marketing



By Bertus Engelbrecht

Copyright © 2010 - All Rights Reserved- Bertus Engelbrecht

[Weekly Spin-Ready Articles](#) – Want NEW Spin-Ready Articles EACH Week?

LEGAL MUMBO JUMBO:

This book is © All Rights Reserved. You may not sell this book, give it away, display it publicly, nor may you distribute it in any form whatsoever.

While reasonable attempts have been made to ensure the accuracy of the information provided in this publication, the author does not assume any responsibility for errors, omissions or contrary interpretation of this information and any damages or costs incurred by that.

The author does not warrant or represent at any time that the contents within are completely accurate due to the rapidly changing nature of the Internet.

This book is not intended for use as a source of legal, business, accounting or financial advice. All readers are advised to seek services of competent professionals in legal, business, accounting, and finance field.

While examples of past results may be used occasionally in this work, they are intended to be for purposes of example only. No representation is made or implied that the reader will do as well from using the techniques.

The author does not assume any responsibility or liability whatsoever for what you choose to do with this information. Use your own judgment.

Any perceived slight of specific people or organizations, and any resemblance to characters living, dead or otherwise, real or fictitious, is purely unintentional.

In practical advice books, like anything else in life, there are no guarantees of income made. Readers are cautioned to rely on their own judgment about their individual circumstances to act accordingly.


You are encouraged to print this book for easy reading.

Use this information at your own risk.

[Weekly Spin-Ready Articles](#) – Want NEW Spin-Ready Articles EACH Week?

"How Would You Like To Generate 1000's Of Backlinks And Boat Loads Of Traffic Using Our *Super Spinnable Articles* To Create Unlimited Amounts Of Unique Articles With The Click Of A Button?"

Now you can get a QUALITY weekly pack of 5 FRESH spin-ready articles EACH WEEK!



[Click Here To Learn More About Weekly Spin-Ready Articles](#)

[Weekly Spin-Ready Articles](#) – Want NEW Spin-Ready Articles EACH Week?

Table Of Contents

Introduction.....	5
What you need to know about article spinning.....	6
What is Article Spinning and what are the pros and cons.....	7
How to generate targeted traffic and loads of backlinks with your spinnable articles.....	11
How do you create a super spinnable article?.....	19
How to put your article marketing efforts on autopilot.....	21
Where to submit your articles.....	26
Ways to get spin-ready articles without writing them.....	29
Conclusion.....	31
Recommended Resources.....	32
Free Bonuses.....	33

[Weekly Spin-Ready Articles](#) – Want NEW Spin-Ready Articles EACH Week?

Introduction

You have probably heard of spun articles, pre-spun articles, spinnable articles or spin-ready articles, but what exactly are they and how can you use these articles to boost your business?

In this report you are going to discover how you can harness the power of spin-ready articles to almost instantly create thousands of articles with the push of a button.

And not only that, you are going to learn how you can use these spun articles to generate tons of traffic, build thousands of backlinks and improve your online profits.

Article marketing still is one of the best ways to generate long term targeted traffic to your websites, but the single biggest problem is the amount of time it takes to write original articles and to submit them to all the top article directories and your own blogs or websites.

You will find that doing article marketing with spinnable articles is a much better way to market your business without wasting hours upon hours of valuable time writing individual articles and submitting them for drips of traffic, because you can plug spin-ready articles into a spinner and generate hundreds of unique articles with the push of a

[Weekly Spin-Ready Articles](#) – Want NEW Spin-Ready Articles EACH Week?

button. I am also going to tell you how we can use these spin-ready articles for maximum exposure, traffic and profits for your business.

What you need to know about article spinning

If you are running an online business, the best way to make people learn about it is by giving away information about the products and services that you offer. Most articles in the Internet are meant for this purpose, and you'd better be good at it if you want your business to stand out.

Publishing as many articles as you can over the Internet means exposing your products to your target customers. While you consider writing quantities of worthwhile articles for your prospect buyers to read, you also need to consider the quality of the write-ups at the same time.

Its a tough job creating tons of articles with high-quality content, and this is the probably the reason why more and more online marketers rely on article content spinners.

[Weekly Spin-Ready Articles](#) – Want NEW Spin-Ready Articles EACH Week?

What is article spinning and what are the pros and cons?

Spinning the article means rearranging the words and sentences of an original article in order to produce 10's or even 100's of unique articles. Some article content spinners can generate thousands of unique rewritten articles. It all depends on how well you spin them.

When you create a spinnable article like this you normally use spin-syntax where the spinning software chooses a random piece of text between the "{ }", with the different choices separated by a "|".

Ie. The {quick|fast|speedy} {black|white|brown} fox {runs|walks|crawls} over the {fence|hedge|wall}.

When you spin this kind of text, you can get many different possibilities like:

1. The quick brown fox runs over the fence.
2. The speedy white fox walks over the wall.
3. The fast black fox crawls over the hedge.
4. Etc.

[Weekly Spin-Ready Articles](#) – Want NEW Spin-Ready Articles EACH Week?

You can see that they are all different, but still have the same basic meaning.

NOTE: *An article that is in spin-syntax, is called a **spinnable article** or a **spin-ready article**. After you run this article through a content spinning program/site/software to create a unique article version, the article is called a **spun article**.*

The better you spin it, meaning the more different choices you put in, the more unique the articles will come out when spun. While most article spinning software puts in synonyms automatically, these will not make much sense when you spin them, because the grammar will be wrong. The uniqueness level will also not be that high. It is generally agreed that an article's uniqueness level need to be at least more than 30% to be classified as unique, but this varies.

This means that the best way to make articles spinnable is to manually spin it on sentence level and also word (synonym) level with as many different variations as you can. This is called a deep spin or a **nested spin** (spin variations within spin variations).

This can potentially take very long if you want to do this properly, but

[Weekly Spin-Ready Articles](#) – Want NEW Spin-Ready Articles EACH Week?

luckily there are some people who provide services like this. One such service is my [Weekly Spin-Ready Articles](#), where I provide you with new super spinnable articles weekly. These are so highly spun that you can create thousands of unique articles with them.

When you spin articles, words are usually transformed into their other thesaurus equivalents, and the structure of individual sentences are rearranged in such a way that it does not disrupt the original sense of the articles. Additional words, phrases, or sentences are also included to enhance the article structure.

With article content spinning, you can distribute as many articles as you can all over the web without having to worry about being reprimanded by search engines for publishing duplicate content.

This is one of the biggest pros of using spun articles. You can literally submit your articles to hundreds of article directories and blogs and not get penalized by Google. This means that you will benefit a lot more if you have spin-ready articles.

But how are you going to write, spin and submit hundreds of spun

[Weekly Spin-Ready Articles](#) – Want NEW Spin-Ready Articles EACH Week?

articles to article directories? Surely this will take ages?

Unfortunately the biggest draw back of article marketing is the time it takes to research and write an article. You can imagine how long it takes to spin the article well, especially if you want to spin it to a high uniqueness level while still keeping the spun articles readable.

Luckily, I have a few tips for you to get your article marketing jump started. I will tell you about that a bit later in this guide, but first let us talk about how you can actually generate targeted traffic to your websites and how you can use these articles to get lots of traffic as well.

[Weekly Spin-Ready Articles](#) – Want NEW Spin-Ready Articles EACH Week?

How to generate targeted traffic and loads of backlinks with your Spinnable articles.

Generating quality targeted traffic to your websites using spinnable articles is basically the same as using normal articles for this goal. (If you want to learn more about making money with article marketing, I created a complete course about Article Marketing, that covers all the basics as well as some kick-ass article marketing techniques and strategies. Check out [**Big Profit Article Marketing**](#), if you are interested.)

In this section I will outline a good strategy that you can use to get a lot of backlinks to your sites and get some nice floods of extra traffic to your sites as well, using spin-ready articles. Let's get started...

Before you start spinning, you would need to write a well researched, original, keyword targeted article. You would need your keyword in your title, first and last paragraph and a few times sprinkled through the article.

[**Weekly Spin-Ready Articles**](#) – Want NEW Spin-Ready Articles EACH Week?

Keyword research is the key to all article marketing campaigns, even spun articles. Use the [Google Keyword Tool](#) (or your favourite keyword tool) and look for a related keyword, that gets enough searches per month, but whose competition is not that fierce. You can put the keyword term into google with " " and see how many sites come up. If there are over 100000 sites coming up, the competition may be too fierce. Also, check the page rank of the top 5 sites on Google page 1. If they are authority sites with PR of 4 and over, then rather target another keyword term. It is best to target long tail (2-4 words) keywords with less searches, where you can rank your article easily. (Which keywords to target depends on how aggressively you are planning to backlink to get to Google Page 1.)

If you are going to spin articles you would need to **make it spinnable using spin syntax**. The more unique it is with the more variations, the better. Nested spins always work better. If you are spinning it yourself, I suggest you spin it after each paragraph to check how readable the spun versions of the paragraph is. Try and use at least 2-3 different sentence variations and then as many word/phrase variations within that as possible, while keeping the readability high.

Now you can **spin your article into 50 to 200 unique articles**

[**Weekly Spin-Ready Articles**](#) – Want NEW Spin-Ready Articles EACH Week?

using your favourite spinning tool (The amount of semi-unique articles you will generate will depend on the quality of the spinnable article). The articles won't be 100% unique, but will still be seen as somewhat unique to Google, which is a lot better than submitting duplicate content and will carry more weight in the Search Engines.

Make sure that you have a **resource box** (also spun somewhat), containing 2 links to your websites. These should be in in the

`Keyword You Target`

format so that you can use your anchor text. Use the keywords that you target as your anchor text. Most article directories allow you to use 2 links in your resource box. This means you can get double the amount of backlinks for each article. Make sure your links are not directly linked to affiliate offers, as some article directories won't allow this. It is recommended that these links are also relevant to the article. (These will help for backlinks)

Your resource box is very important as the more compelling your resource box is, the better your click through rate would be and the more traffic you would get. Test this out in a few similar articles until you get a winning formula.

Ie: *"Bertus Engelbrecht is an expert in article marketing. If you want*

[Weekly Spin-Ready Articles](#) – Want NEW Spin-Ready Articles EACH Week?

to find out how he drives tons of visitors to his sites and makes lots of money using only articles, visit [Big Profit Article Marketing.](#)"

After you have spun your articles and have about 50 to 200 articles (depending how uniquely they are spun), **submit one article to [Ezinearticles](#)**, the powerhouse of article directories. Make sure the grammar and spelling is correct, and that all the other TOS of Ezinearticle are abide by. **REMEMBER:** Make sure that you submit your original article FIRST to this article directory, they hate duplicate content. (Or content that resembles duplicate content) If everything goes well, it will probably take up to a week to get it accepted.

Ezinearticles is one of the best article directories out there, and while it's a bit harder to get your articles accepted, you can get your articles ranked a lot quicker and get more traffic using this article directory.

After your article at Ezinearticles get accepted, you can start submitting the other spun articles. Ezinearticles won't remove your article because of duplicate content, if they already approved your article first.

After this, **submit your article to your own blog or website** if you

[Weekly Spin-Ready Articles](#) – Want NEW Spin-Ready Articles EACH Week?

have a blog covering that subject. (You could also submit it here first and then at Ezinearticles, but make sure your name is as the author of the article or blog.) This should be a good version of your article, because you want to have good quality content on your own website. You can even include the link to your Ezinearticle for extra backlinking power to your ezinearticle or visa versa.

Next, you want to **submit your different spun versions of your article to as many article directories as you can.** (See the top article directories a bit later in this report, or in the related report that you probably got with this guide.) While you will get your most traffic from the top 5 article directories, the other article directories with Page Rank will be very important for building backlinks to your articles. The more articles directories you submit to, the more backlinks you will get. You can also submit these articles to other people's blogs or use sites like *Free Traffic System* to submit it.

Let's see how effective these articles can be for backlinking... If you have 2 different anchor text-ed links in your article, it means that you will get 2 backlinks for each article submitted. This means that the more articles you submit, the more backlinks you get. If you can submit to the top 50 article directories you will potentially get 100 high PR backlinks. (All of them are probably PR 2 – PR 7)

[Weekly Spin-Ready Articles](#) – Want NEW Spin-Ready Articles EACH Week?

What makes these article backlinks even better is that these websites get updated frequently, so Google indexes them quickly. Because article directories are there to provide information, I believe they also carry a lot of weight when it comes to authority for backlinks.

So **how are you going to submit your article to so many directories manually?** While you can auto submit your spinnable article to hundreds of article directories via automated tools like [Article Marketing Robot](#), (will talk about this later.) you can submit them manually or semi-manually.

If you want to submit it manually:

Create a new email account. (If you have one, use a domain name email address, because free emails like Gmail get rejected sometimes.) Now go and register at each article directory that has page rank and is do-follow. The higher the page rank, the better it is for backlinks. (You can register for other big article directories that are no-follow as well, if you are only going after extra traffic.) Then confirm all your registrations. Now you can go to each article directory and submit your articles. Be sure that you submit a different spun version to each site. Google will place more value on backlinks coming from more unique articles.

[Weekly Spin-Ready Articles](#) – Want NEW Spin-Ready Articles EACH Week?

This will take some time, but after you get the hang of it, it will go a lot quicker. There are also some **tools that you can use to make this process easier** to manage. There are some free programs and tools out there to help you. One that I liked to use is [Free Article Submission](#). (It was free the last time I checked.) This is a way of **semi-automating your article submissions to over 1000 article directories**. It keeps track of all the articles that you submitted and the anchor text you used. It could save you a lot of time and keep you more organized.

NOTE: *Of course if you had a powerful software like [SENUKE](#) or [Magic Article Rewriter](#) or [SEOLinkVine](#) (quite a hefty monthly fee, but good for backlinking) or [Article Marketing Robot](#), (Lower once-off fee) you would be able to **submit to loads of article directories instantly**. Article marketing robot creates and verifies all the accounts to over 1000 article directories automatically while you have a coffee and will then submit it to all the directories without you having to do anything.*

Finally, you want to track which articles are indexed and gave you backlinks. You can copy a part of your resource box that is the same in all spun articles and paste it in quotation marks (" ") in Google to

[Weekly Spin-Ready Articles](#) – Want NEW Spin-Ready Articles EACH Week?

see which sites came up. These are all indexed by Google and will get you backlinks once they are crawled. Now you can do some backlinking to the top sites of these to get your articles better ranked. Just submitting these to bookmarking sites can bring you a lot of extra traffic and boost these backlinks.

NOTE: *Backlinking needs to be something you do consistently for the best results. I suggest you submit at least one new article to as many directories as you can once a week for each site. This will get you to Google Page 1 in next to no-time for lower competition keywords. For more competitive keyword phrases you should submit 2-5 articles each week for maximum backlinks. Remember you can get NEW weekly articles that are already in spin-ready format [here](#).*

And that is basically it. Track your results and start with your next article. Article marketing is something you want to do consistently. The more articles you submit to the more article directories, the more traffic and backlinks you will get. It is a numbers game. Of course, if you do your keyword research well, you will have won the battle half way and get a lot more traffic. The main goal for traffic to your articles, is to rank your article on Google. Using spun articles you can actually rank the “same” article on different places on Google Page 1. That is the beauty of spinnable articles. ;)

[Weekly Spin-Ready Articles](#) – Want NEW Spin-Ready Articles EACH Week?

How do you create a super spinnable article?

To make a basic spinnable article you would only need to substitute words for synonyms using thesaurus meanings. If you have an article spinner then they would sometimes have a built-in thesaurus to make this easier for you.

A sentence spun at word level would look like this:

The {brown|black|white} fox {crawls|climbs|jumps} over the {fence|wall|hedge}.

This is an easy way to spin an article quickly, but unfortunately the article would not come out that unique. It will be really difficult spinning an article that makes sense and that is more than 30% unique using this strategy alone.

A better way would be to combine spinning on word level with spinning on sentence level (Nested spinning). Ie:

[Weekly Spin-Ready Articles](#) – Want NEW Spin-Ready Articles EACH Week?

{The {brown|black|white} fox {crawls|climbs|jumps} over the {fence|wall|hedge}.| I {looked at|watched} the {fence|wall|hedge} in horror, as I saw the dirty {brown|black|white} fox {crawls|climbs|jumps} over it.}

NOTE: Always try and vary the sentence length and try to use different kinds of words. For a decent uniqueness level, I suggest getting at least **2-3 sentence variations** and then as **many phrase variations** within that as possible.

Using nested spins, you get a much more unique article if you spin it.

If you really want to go all out you can also spin it on a paragraph level, but this would probably take you over 6 hours to spin it into an article that would make sense and is generally not considered worth the time it takes.

TIP: The most important thing to spin well, is the **title of your article**. Try and have as many variations for this as possible.

And that is how to create a super spinnable article. Remember, the

[Weekly Spin-Ready Articles](#) – Want NEW Spin-Ready Articles EACH Week?

more work you put in, the more millage you will get out of your article and the long term benefits will be great. If you have an article that is over 60% unique, you can spin it into thousands of unique articles.

How to put your article marketing efforts on autopilot.

Creating spinnable articles manually is probably the best way to create highly unique articles with decent grammar and good readability, but the fact of the matter is – this could take you anything from 2 to 5 hours to spin an article, depending how unique you want it. In addition to that you would need to submit your articles to article directories so that you can benefit from them.

All this work means that you will have to do article marketing full time to reap the maximum benefits. Well, actually you don't have to, because there are ***ways to automate almost every part of article writing, spinning, submission and marketing...***

[Weekly Spin-Ready Articles](#) – Want NEW Spin-Ready Articles EACH Week?

I am going to show you how you can easily do this, but first you need to do a few things...

What you need for spinning an article:

1. A spinning software to spin your spinnable article into unique variations.
2. You would need to go find all the possible article directories and content sharing websites that you can, create a profile for each one and then SUBMIT your spun articles manually to each one. (This could take hundreds of hours!)

Luckily, there are **software tools out there to automate these**. If you are just looking for a free article spinner and a software that can submit to a few different article directories you can check out [JetSpinner](#). This online program is fine if you want to spin your article by hand and use it to spin it into many different unique articles. Another great free program out there is [Content Professor](#). This program has a build in thesaurus, so it saves you a lot of time when spinning your articles. (This is free in Beta stage currently.)

However, there are **new products on the market which are a lot better and that can save you hours of time**, by making your

[Weekly Spin-Ready Articles](#) – Want NEW Spin-Ready Articles EACH Week?

spinning a lot easier and also submitting your spun article to hundreds of article directories with the click of a button.

The hardest part of article marketing, is spreading your articles around the web so that you can get traffic from them and build backlinks with them. It makes sense that the more places you can submit your articles, the more backlinks and the more traffic you can get to your websites.

What I use and recommend is [Article Marketing Robot](#). This is one of the best of it's kind available, especially for the price. And the price just changed to a once off fee with no monthly fees. This is almost unheard of with powerful article submitters like this. I think this must be the only software of it's kind and class to do this. (There are also some other software that is even more powerful, and expensive, in the resource section for you to consider.)

Here are a few of Article Marketing Robot's killer features:

- **LiveLink Reporting** – The software logs in to your Account and finds your published articles.
- **RSS XML Exporting** - Take your Live Links and submit them an

[Weekly Spin-Ready Articles](#) – Want NEW Spin-Ready Articles EACH Week?

RSS Submitter.

- **Nested Article Spinning** - Place spin syntax inside of spin syntax.
- **Spin On Submit** - AMR automatically spins your article during submission.
- **Autoblogging** - Blast to all your own niche WordPress blogs!
- **Scheduled Article Directory Submission** - Works on YOUR timeframe.
- **Automated Author Account Creation** – More than a 1000 accounts auto-created.
- **Automate Email Confirmation** - Confirm thousands of emails with a single click.
- **Article Import / Export** - Write an article and send it for easy import.
- **Captcha Solving** - Those squiggly lines of text, solved!
- **Ultra-Fast Multi-Threading** - What used to take hours is now done in minutes.
- **Insanely Powerful Article Rewriting** - Words can't even express how good it is.
- **Over a 1000 Article Directories** - Including all your favorite top ones, like EZA, Go, ArticlesBase, Etc.!

This means the program auto-creates hundreds of accounts at all the article directories, automatically verifies all the accounts and then

[Weekly Spin-Ready Articles](#) – Want NEW Spin-Ready Articles EACH Week?

submits your uniquely spun articles to over 1000 article directories with the click of a button. You can even set it that it gets drip fed over a period of time.

This means that you can have hundreds or thousands of backlinks, pointing to your websites by just submitting one spun article, that takes you less than 1 minute of manual work. (Just copy and pasting your [spin-ready article](#) into the software.)

Just imagine the amount of traffic you can get after you have thousands of articles on the internet with your links in them.

[Article Marketing Robot](#) really is a super easy way to use spinnable articles to the max. I can't recommend this enough. This tool is the backbone of my whole article marketing strategy and gets me a lot of extra traffic. There are more expensive software available, this the only one you need for submitting unique articles automatically.

It is also one of the easiest ways to get good quality backlinks to your sites and I have attained a Google no.1 for a keyword with 8 million competing pages using this method almost exclusively.

[Weekly Spin-Ready Articles](#) – Want NEW Spin-Ready Articles EACH Week?

Where to submit your articles

You would need to submit your article to a load of article directories if you want to squeeze the most benefit out of them.

If you want to submit articles for getting backlinks, you would need to submit your articles to as many sites as you can. This is what makes [Article Marketing Robot](#) a worthwhile tool to have. You can just plug your spinnable article in and it will submit it to hundreds of article directories. It will save you lots of time and make it's money's worth over and over in profits.

If you do want to submit your articles manually, here is a great list of the top article directories. The higher the page rank, the more link juice it will give your backlinks. The "no follow" article directories won't give you any "link juice", but will still get you more traffic and will help with Yahoo and other search engine rankings.

<u>NR.</u>	<u>URL</u>	<u>Alexa Ranking</u>	<u>Google PageRank</u>	<u>Do follow?</u>
1.	ezinearticles.com	112	6	
2.	articlesbase.com	339	6	NF!
3.	buzzle.com	646	6	
4.	suite101.com	657	7	
5.	helium.com	1,146	6	

[Weekly Spin-Ready Articles](#) – Want NEW Spin-Ready Articles EACH Week?

6.	goarticles.com	1,667	4	
7.	articlesnatch.com	1,925	5	NF!
8.	articlealley.com	2,102	5	NF!
9.	articledashboard.com	3,251	5	
10.	selfgrowth.com/articles.html	3,467	5	
11.	bukisa.com	3,702	5	NF!
12.	ideamarketers.com	4,332	5	
13.	amazines.com	4,573	3	
14.	isnare.com	5,357	6	
15.	searchwarp.com	5,581	5	NF!
16.	articlecity.com	5,773	6	
17.	infobarrel.com	6,467	4	
18.	sooperarticles.com	6,644	5	
19.	articlerich.com	6,940	3	
20.	articleclick.com	7,041	4	
21.	articlecube.com	7,330	0	
22.	articlestars.com	8,259	2	
23.	alarticles.com	8,376	5	NF!
24.	abcarticledirectory.com	8,781	4	
25.	submityourarticle.com/articles/	8,965	4	
26.	web-source.net	9,536	3	
27.	articlecompilation.com	9,759	0	
28.	articlesfactory.com	10,261	4	
29.	articlepool.com	10,391	0	
30.	EvanCarmichael.com	10,662	3	
31.	site-reference.com	11,159	5	
32.	upublish.info	11,897	4	
33.	articleslash.net	12,094	5	
34.	e-articles.info	12,481	4	
35.	acmearticles.com	12,490	3	
36.	articlenexus.com	12,870	0	
37.	990m.com	13,788	3	
38.	thewhir.com/find/articlecentral	14,271	5	
39.	articlesalley.com	14,463	7	NF!
40.	articlecell.com	14,895	2	
41.	articlebliss.com	15,406	3	
42.	articlemonkeys.com	15,521	4	NF!

Weekly Spin-Ready Articles – Want NEW Spin-Ready Articles EACH Week?

43.	affsphere.com	15,677	3	
44.	fourpxarticles.com	15,705	3	
45.	articles.everyquery.com	16,031	3	
46.	thecontentcorner.com	16,184	3	
47.	carolinaarticles.com	16,518	4	
48.	articlesjust4you.com	17,330	4	
49.	articlewheel.com	18,014	3	
50.	articlewarehouse.com	18,161	3	

NF! - this site uses [nofollow tag](#) in author's resource box.

NOTE: *I included a full list of over 1200 article directories, including revenue sharing sites with my accompanying report, "Where to submit your spin-ready articles")*

You can also submit your article to your blogs. It would be a great idea to first submit it to your blogs and on Ezinearticles before you start submitting it to other article directories. Ezinearticles are very strict with their article approval, so even if your article is spun well, it could be declined. So for spun articles rather stay clear of this one or make sure you change it a bit to make it even more unique.

If you get your spin-ready articles through my membership club, [Weekly Spin-Ready Articles](#), they are already spun to a high uniqueness level and you can just alter a few things like your bio and maybe the title and you can submit away without worrying about a duplicate content penalty for most article directories.

[Weekly Spin-Ready Articles](#) – Want NEW Spin-Ready Articles EACH Week?

Ways to get spin-ready articles without writing them

While spun articles could be a great way to generate traffic to your websites while building quality backlinks, you have probably gathered that it takes quite a while to write and spin an article properly for maximum uniqueness. There are a few shortcuts if you want to save some time with this.

Many people outsource these articles. You can hire someone at places like Elance.com, guru.com or odesk.com to write you articles and to spin them. Unfortunately, some of these people need a lot of training to spin articles to a highly unique percentage while still keeping it readable.

Usually they just spin on a word level using software to do it automatically. If they spin these articles to a high uniqueness that you actually need for your business, experienced workers can charge you between \$7 and \$15 for writing an original, well researched article of 500 words. To spin this on a sentence and word level could take them over 3 hours, so this could cost you another \$15 easily. All in all, you could easily pay \$20-30 for a decent article that is properly

[Weekly Spin-Ready Articles](#) – Want NEW Spin-Ready Articles EACH Week?

spun. If you are not too concerned about the quality of the work, you can probably get someone with less experience or a lower level of English to do it for cheaper.

If you want well researched articles that is already super spinnable, you may want to check out my [Weekly Spin-Ready Articles](#).

You can get a batch of 5 original, well researched, super spinnable articles each week. To make sure that everyone get as much value as possible from these articles, this membership is limited to only the first 50 people to join it. I will never have more than 50 people getting the same spin-ready article and will release fresh never before seen articles each week. They are all in hot topics related to the Internet Marketing niches.

I have a highly specialized and experienced team of writers and spinners that work around the clock to create these monster articles for you. They take up to 7 hours creating just one article like this. These articles are offered for a very fair price for a limited time only. If you want to plug these monsters in and kickstart your traffic and boost your backlinks to make bigger profits, I highly suggest you check out [Weekly Spin-Ready Articles](#).

[Weekly Spin-Ready Articles](#) – Want NEW Spin-Ready Articles EACH Week?

Conclusion:

Well, you have come to the end of this report. I hope you have found the information useful and that you have learned a lot.

Building quality traffic, backlinks and making money from article marketing could be just the thing you need and using spinnable articles make this super easy for you.

ONE MORE TIP: *I really hope that you take what you have learned from this guide and put it into action right away so that you can see how this will benefit your business.*

Go write an article, spin it and start submitting it today. You can even take me up on my offer and grab [your already spinnable articles](#) so that you just plug them into your favourite article marketing automation tool and see the backlinks and traffic flood in. If you are consistent with this technique, you can base your whole marketing strategy around this strategy. It could be that effective.

Good luck with your business and make sure you check out the recommended resources and freebies in the next section.

[Weekly Spin-Ready Articles](#) – Want NEW Spin-Ready Articles EACH Week?

Recommended resources:

[Weekly Spin-Ready Articles](#) – Join this exclusive club for high quality spin-ready internet marketing articles each week.

[Article Marketing Robot](#) – My favorite article marketing tool. Submit your spinnable articles to over 1000 article directories automatically.

[Magic Article Rewriter](#) – Great tool to pump out hundreds of unique articles for lots of backlinks.

[SEOLinkVine](#) – Awesome system that uses your spin-ready articles for lots of backlinks.

[Free Traffic System](#) – FREE system where you can submit your article to multiple blogs according to category for some great one way links.

HOT PLR products that put your name on and call your own.

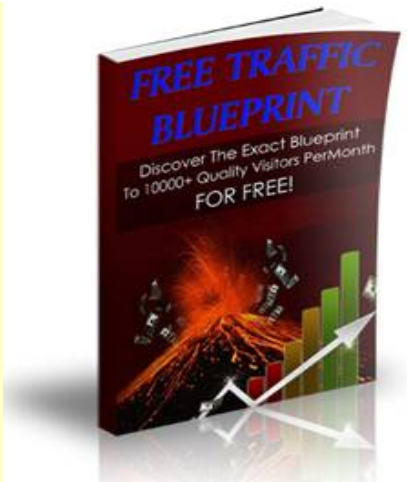
[Facebook Fanpage Blueprint](#)

[Facebook Marketing Extreme](#)

[Big Profit Article Marketing](#)

[Weekly Spin-Ready Articles](#) – Want NEW Spin-Ready Articles EACH Week?

FREE BONUSES



Free Traffic Blueprint

(MRR and Branding Rights included)

Discover explosive strategies and *secret* techniques to generate over 10000+ highly targeted website visitors per month – without paying a cent! Finally skyrocket your traffic and increase your profits – FOR FREE!

[Click Here To Get Free Access!](#)

by Bertus Engelbrecht

5 Hot New Warrior Marketing Tools.

(Valued at \$235)



Get FREE Access To Five Top-Notch Internet Marketing Tools That Are Guaranteed To Skyrocket Your Profits.

These Tools Valued At Over \$235, But You Get Them FREE For This Giveaway ONLY. It's Time To Put Your Online Income In Overdrive.

[Click Here To Get Free Access!](#)

by Bertus Engelbrecht

[Weekly Spin-Ready Articles](#) – Want NEW Spin-Ready Articles EACH Week?



How Facebook Can Skyrocket Your Business

Courtesy Of: [Bertus Engelbrecht](#)

Product Information:

Discover how you can use Facebook Marketing and tap into 500 million ready-to-buy Facebook users to drive MORE traffic and INCREASE your profits easily.

Here's what you will discover in this special report:

- Why use FB to market your business and how to do it.
- What is FB Advertising and why you should consider it.
- How FB Advertising can benefit you.
- FREE ways to market with FB.
- Tips to get viral traffic with FB marketing.
- And much more...


[Click Here for this Amazing Free Product!](#)

[Weekly Spin-Ready Articles](#) – Want NEW Spin-Ready Articles EACH Week?

Still reading? Go check this out then...

"How Would You Like To Generate 1000's Of Backlinks And Boat Loads Of Traffic Using Our Super Spinnable Articles To Create Unlimited Amounts Of Unique Articles With The Click Of A Button?"

Now you can get a QUALITY weekly pack of 5 FRESH spin-ready articles EACH WEEK!



[Click Here To Learn More About Weekly Spin-Ready Articles](#)

[Weekly Spin-Ready Articles](#) – Want NEW Spin-Ready Articles EACH Week?